



TecnoBrick[®]
by  **TecnolIndustries**[®]

BRICK
Brochure

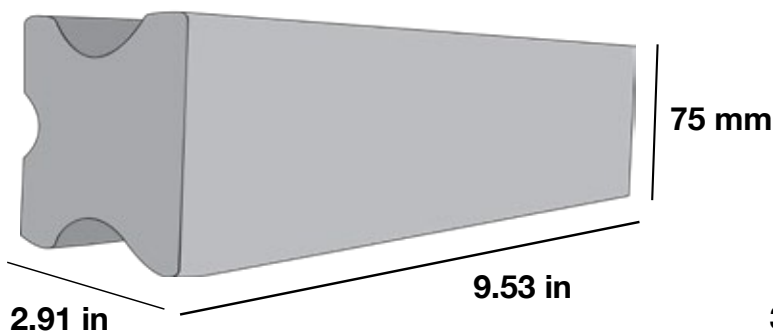


SMOOTH FACE

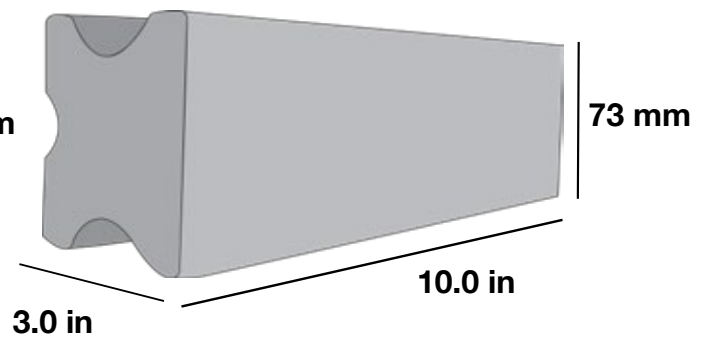
Provides a conventional smooth finish that creates a timeless and classic look for any exterior.

Available Sizes: Executive and King

(King Dimensions)



(Executive Dimensions)



Benefits

- * Color can be modified and customized to fit any project's design
- * Shape, joints and color guaranteed to withstand any weather conditions and UV light
- * Manufactured with the elegance, sparkle and durability of marble

Technical Information

King Size (200 Series)

Pallet: 488 units

Pallet Coverage: 81.38 ft²

Units per Ft²: 6 units/ft² with 0.5 in joint

Unit Weight: 5.14 lbs/unit

PSI Value: 2500 PSI

Absorption: < 9%

Executive Size (400 Series)

Pallet: 448 units

Pallet Coverage: 94.72 ft²

Units per Ft²: 4.8 units/ft² with 0.5 in joint

Unit Weight: 6.00 lbs/unit

PSI Value: 2500 PSI

Absorption: < 9%

SMOOTH FACE BRICK



Available Colors *(Palette Colors Shown in Executive Size)*



Artic White Plain
201, 401



Cimarron
252-C, 452-C




Sonora
215-A, 415-A



El Dorado
216-PV, 416-PV



Gray Antique
221-A, 421-A



**Peppered Limestone
Antique**
221-N, 421-N



Elmswood
225, 425



Walton
232, 432



Cambridge
242-D, 442-D



Dark
291-D, 491-D



Massachusetts
250, 450



Illinois
265, 465




**Timberwood
Antique**
252-A, 452-A



**Hacienda Light
Antique**
212-A, 414-A



**Dark Sierra
Antique**
273-DA, 473-DA



**Peppered
Limestone**
221-N, 421-N

SMOOTH FACE BRICK



Available Colors



Chestnut
277-AC, 477-AC



Dessert Tan
277-DT, 477-DT



Prescott
249, 449



Dark Antique
291-DA, 491-DA



Dermott
296-CA, 496-CA



**Peppered
Antique**
291-PA, 491-PA



**Executive
Cypress**
277-P, 477-P



**White Midst
Antique**
281-A, 481-A



419-T, *Executive Antigua*

SMOOTH FACE BRICK



413-AB, Old Town



442-D, Cambridge

SMOOTH FACE BRICK



477-P, Executive Cypress

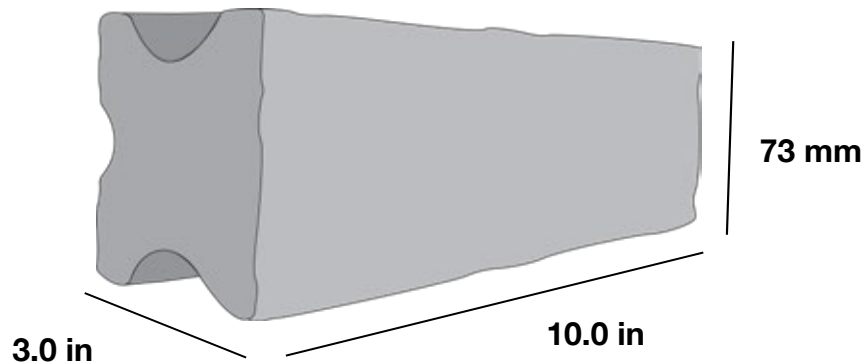


452-D, Merlot



ROCK FACE

*Clean lines and a solid rough face
great for any exterior in need of a unique design.*



Benefits

- * Color can be modified and customized to fit any project's design
- * Shape, joints and color guaranteed to withstand any weather conditions and UV light
- * Manufactured with the elegance, sparkle and durability of marble

Technical Information

Pallet: 448 units

Pallet Coverage: 94.72 ft²

Units per Ft²: 4.8 units/ft² with 0.5 in joint

Unit Weight: 6.97 lbs/unit

PSI Value: 2500 PSI

Absorption: < 9%

ROCK FACE BRICK



Available Colors



Arctic White
501-R



**Arctic White
Tumbled** *501-RT*



Slate Gray
521-R



Walnut Brown
531-R



Fuego
541-R



Chocolate
551-R



Light Buff
561-R



Sand Stone
571-R



Pewter
581-R



Steel Gray
591-DR



Ivory
591-R



541- R, Fuego

ROCK FACE BRICK



*531- R,
Walnut Brown*



*561- R,
Light Buff*



*591- R,
Ivory*

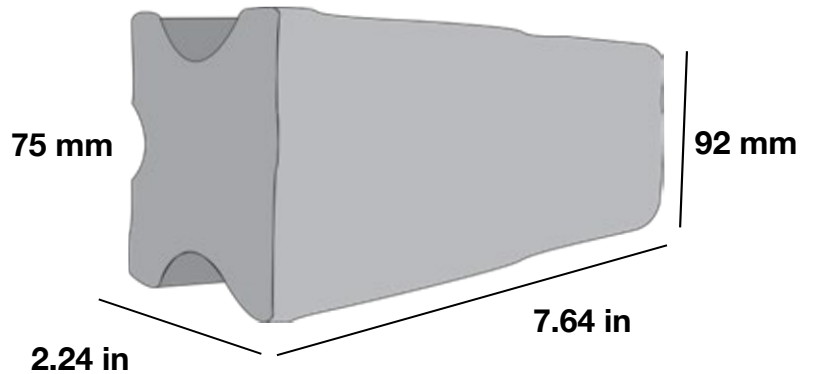
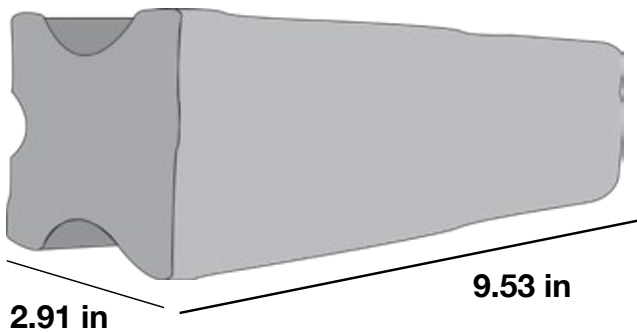
VINTAGE ANTIQUE

Provides beauty and a rustic feel for all homes, buildings and construction projects.

Available Sizes: King and Modular

(King Dimensions)

(Modular Dimensions)



Benefits

- * Color can be modified and customized to fit any project's design
- * Shape, joints and color guaranteed to withstand any weather conditions and UV light
- * Manufactured with the elegance, sparkle and durability of marble

Technical Information

King Size (200 Series)

Pallet: 488 units

Pallet Coverage: 81.38 ft²

Units per Ft²: 6 units/ft² with 0.5 in joint

Unit Weight: 5.14 lbs/unit

PSI Value: 2500 PSI

Absorption: < 9%

Modular Size (300 Series)

Pallet: 480 units

Pallet Coverage: 57.16 ft²

Units per Ft²: 8.41 units/ft² with 0.5 in joint

Unit Weight: 4.85 lbs/unit

PSI Value: 2500 PSI

Absorption: < 9%



VINTAGE ANTIQUE BRICK



Available Colors



New Orleans
213P-T, 313P-T



Vintage Sedona
251P-T, 351P-T



Old Amherst
268P-T, 368P-T



Vintage Tacoma
273-AT, 373-AT



Waterloo
221-AT, 321-AT



San Marcos
235-AT, 335-AT



Santa Fe
263-AT, 363-AT



**Vintage Old
San Luis**
2617-A, 3617-A



313P-T, New Orleans



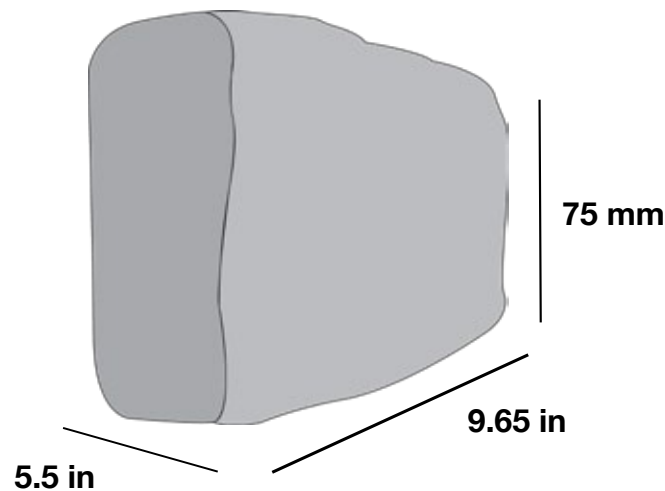
313P-T, New Orleans



313P-T, New Orleans

TUMBLE STONE

Offers a unique shape guaranteed to make any exterior one of a kind. Corners available.



Benefits

- * Color can be modified and customized to fit any project's design
- * Shape, joints and color guaranteed to withstand any weather conditions and UV light
- * Manufactured with the elegance, sparkle and durability of marble

Technical Information

Pallet: 244 units

Pallet Coverage: 90.09 ft²

Units per Ft²: 2.71 units/ft² with 0.5 in joint

Unit Weight: 12.17 lbs/unit

PSI Value: 2500 PSI

Absorption: < 9%

TUMBLE STONE BRICK



Available Colors



**White Stone
Tumbling**
1001-RT



**Adobe Stone
Tumbling**
1013-RT



**Lite Buff Stone
Tumbling**
1061-RT



**White Desert
Stone Tumbling**
1091-RT



1001-RT, White Stone Tumbling

TUMBLE STONE BRICK



*1013-RT,
Adobe Stone
Tumbling*



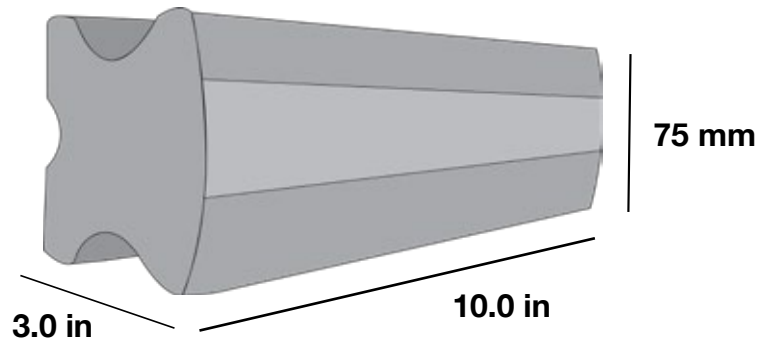
*1061-RT,
Light Buff Stone
Tumbling*



*1001-RT,
White Stone
Tumbling*

SPLIT FACE

A slightly beveled combination of a smooth and rough face, sure to stand out from all the rest.



Benefits

- * Color can be modified and customized to fit any project's design
- * Shape, joints and color guaranteed to withstand any weather conditions and UV light
- * Manufactured with the elegance, sparkle and durability of marble

Technical Information

Pallet: 408 units

Pallet Coverage: 83.96 ft²

Units per Ft²: 4.8 units/ft² with 0.5 in joint

Unit Weight: 7.606 lbs/unit

PSI Value: 2500 PSI

Absorption: < 9%

SPLIT FACE BRICK



Available Colors



Artic White
101



Coral
110



Buff
161



Sand Stone
171

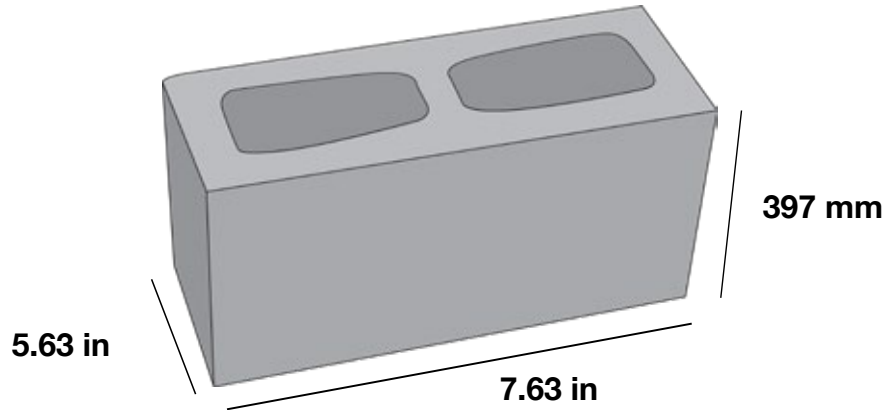


161, Buff



110, Coral

BLOCK



Benefits

- * Color can be modified and customized to fit any project's design
- * Shape, joints and color guaranteed to withstand any weather conditions and UV light

Technical Information

Pallet: 90 units

Pallet Coverage: 74.59 ft²

Units per ft²: 1.21 units/ft²

Compressive Strength: 1900 PSI
(Norma NMX-C404)

Unit Weight: 33.07 lbs/unit

Absorption: < 9%

Net Area: 110.67 in

Gross Area: 223.50 in

Applications: Walls, Retention Walls and
Decorative Coatings

Available Colors



601"-R BLANCO



661"-R SILLAR



691"-R IVORY



610"-R CORAL



613"-R ADOBE



671"-R BEIGE



631"-R CAFÉ



637"-R SALTILLO



638"-R CANELA



651"-R CHOCOLATE



611"-R PLOMO



635"-R PAREDON



600V"-R VERDE



680"-R OCRE



641"-R ROJO