



**SMOOTH FACE
BRICK**
Brochure



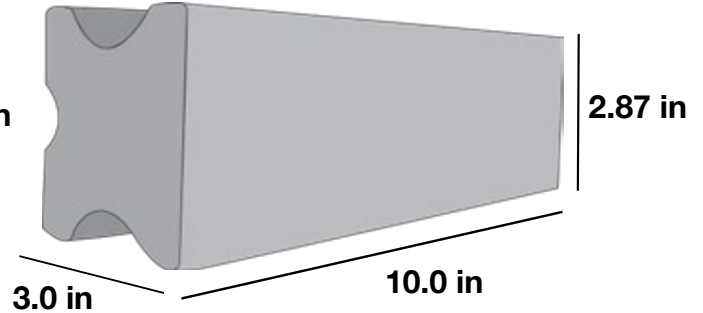
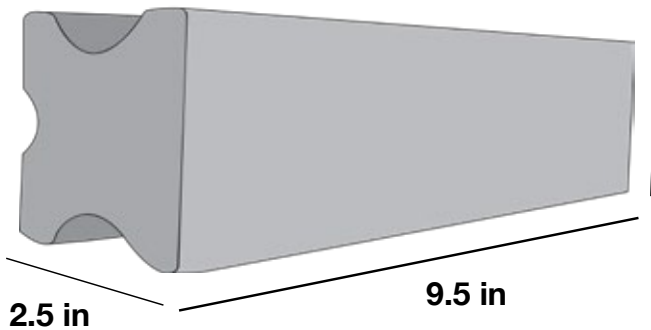
SMOOTH FACE

Provides a conventional smooth finish that creates a timeless and classic look for any exterior.

Available Sizes: Executive and King

(King Dimensions)

(Executive Dimensions)



Benefits

- * Color can be modified and customized to fit any project's design
- * Shape, joints and color guaranteed to withstand any weather conditions and UV light
- * Manufactured with the elegance, sparkle and durability of marble

Technical Information (ASTM C55-16)

King Size (200 Series)

Pallet: 488 units
Pallet Coverage: 96.21 ft²
Units per Ft²: 5.1 units/ft²
Unit Weight: 4.85 lbs/unit
PSI Value per Unit: 2,000 PSI
Absorption per Unit: < 15%

Executive Size (400 Series)

Pallet: 448 units
Pallet Coverage: 108.94 ft²
Units per Ft²: 4.1 units/ft²
Unit Weight: 6.00 lbs/unit
PSI Value per Unit: 2,000 PSI
Absorption per Unit: < 15%

SMOOTH FACE BRICK



Main Line Colors *(Palette Colors Shown in Executive Size)*




Artic White Plain
201, 401



White Midst Antique
281-A, 481-A



Charcoal Gray Antique
222-A, 422-A



**Peppered Limestone
Antique**
221-AN, 421-AN



Dark Antique
291-DA, 491-DA



Cambridge
242-D, 442-D



Chestnut
277-AC, 477-AC



Executive Cypress
277-P, 477-P



El Dorado
216-PV, 416-PV



Peppered Limestone
221-N, 421-N



415-A, Sonora

Visit our website to see our complete Smooth Face color palette.

SMOOTH FACE BRICK



Special Order Colors (*Palette Colors Shown in Executive Size*)



Walton
232, 432



Dessert Tan
277-DT, 477-DT



Prescott
249, 449



Dark
291-D, 491-D



Dermott
296-CA, 496-CA



**Peppered
Antique**
291-PA, 491-PA



Elmswood
225, 425



Cimarron
252-C, 452-C



419-T, *Executive Antigua*

SMOOTH FACE BRICK



413-AB, Old Town



442-D, Cambridge

SMOOTH FACE BRICK



477-P, Executive Cypress



452-D, Merlot